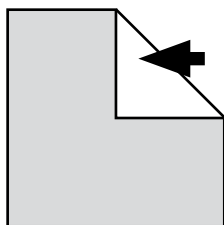
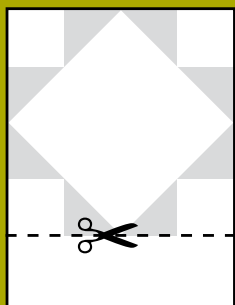
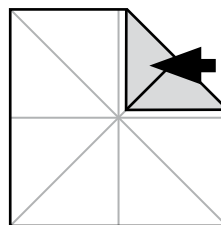



To make your Moorland Memory Maker, tear off above and follow the instructions



Step 1: With the moorland memory maker facing down, fold up all four corners to meet in the middle.



Step 2: Flip the paper over and fold up all four corners into the middle again.

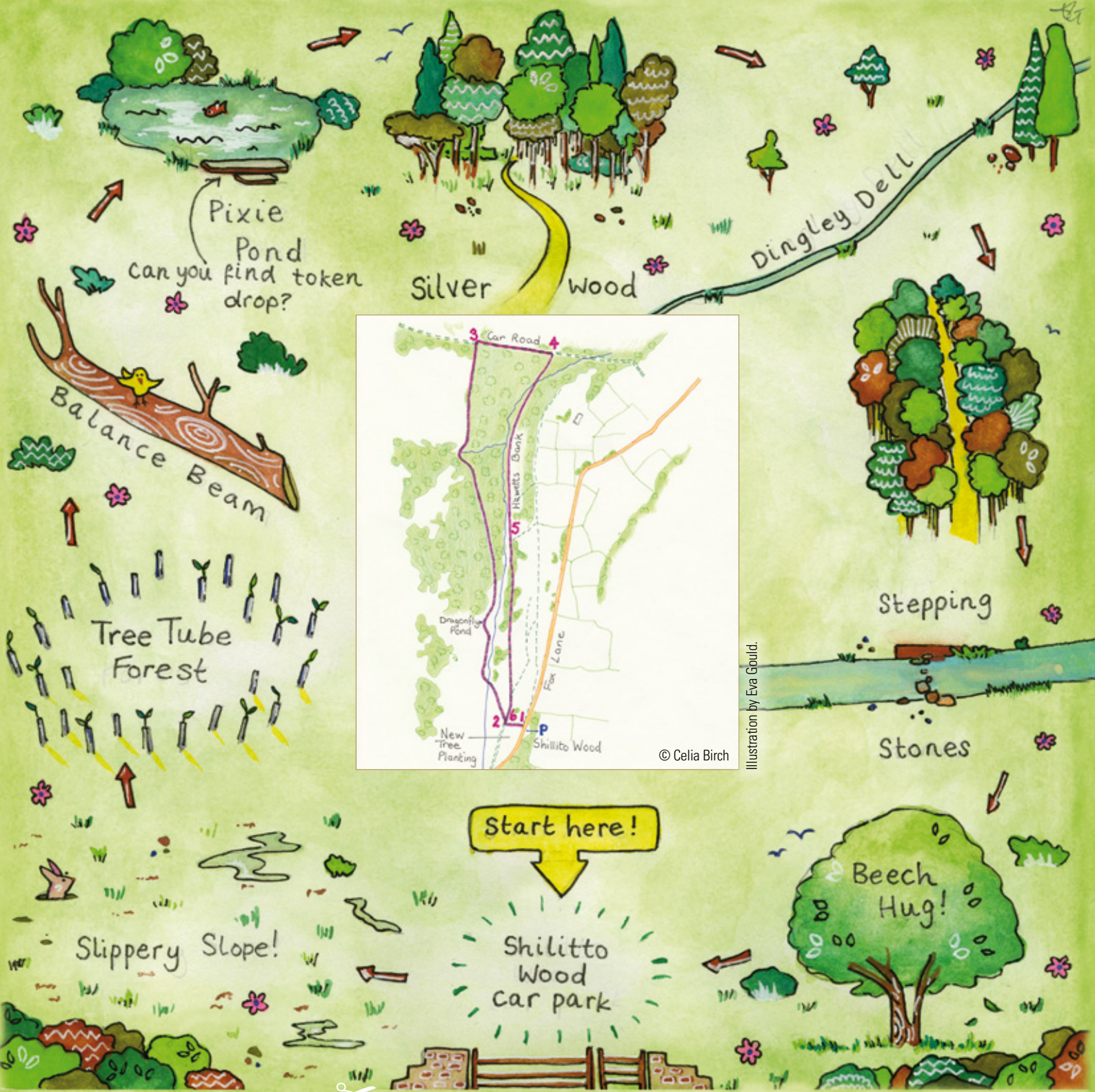


Step 3: Fold in half as shown and then undo and lay flat.
Step 4: Turn it 90 degrees and fold in half again.



Step 5: Place your fingers under the four flaps. Your moorland memory maker is ready to use.





Ramsley Moor Adventure Trail – Follow the map and discover your moorland adventure

DON'T FORGET to collect your token from the car park before you leave. If there are no tokens available collect a little pebble along the way.

Start: Shilitto Wood car park

1. Leave the car park by crossing the road to Ramsley Moor. Go through the gate and drop down the bank, crossing the first path, to the main track at the bottom.
2. Turn right and follow what will soon become a wide track. (Can you find the token drop at the pond?)
3. At the end of the track go through a wooden gate onto Car Road. Turn right and walk approx. 250 meters down Car Road until you reach a wooden gate on your right.
4. Go through the gate and follow the path crossing the ford on your way.
5. Go through the gate across the track and continue straight, keeping the stream on your right and the fence on your left. When the fence ends, continue until you see a fenced area ahead of you.
6. Just before the fenced area turn left and head up the bank on the trodden grass path until you reach the gate at the top. Go through the gate, cross the road and return to the car park.

Keep this bit!



enquiries@easternmoors.org.uk
www.visit-eastern-moors.org.uk

